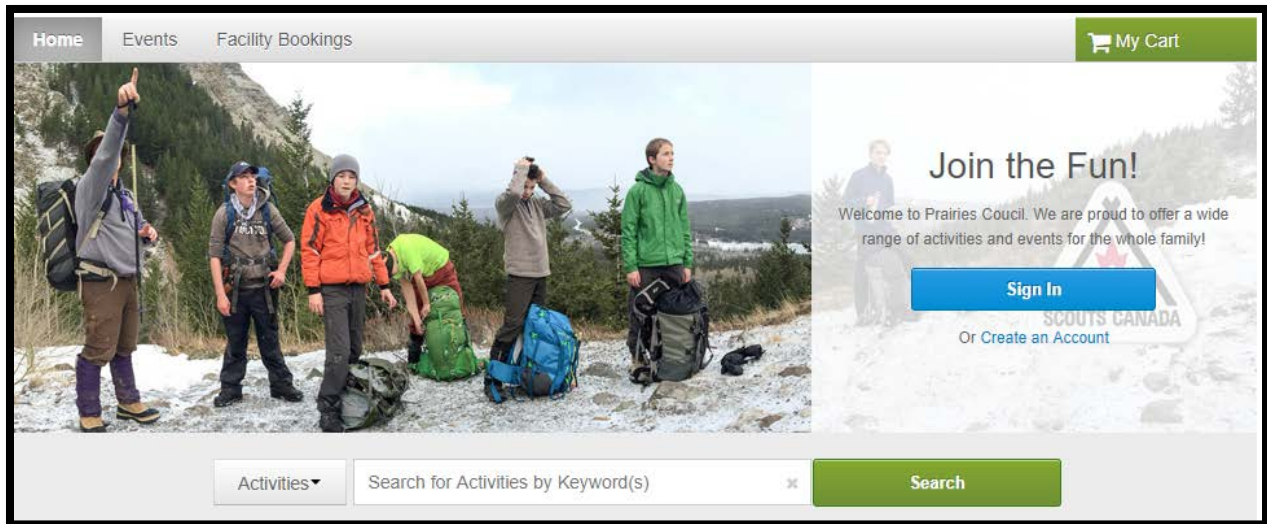


How to book a tenting site at Camp Woods

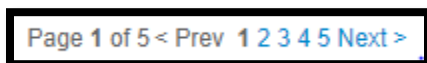
Go to <https://ca.apm.activecommunities.com/Prairies/>. Sign In or create an account.



Click on 'Facility Bookings', then 'Facility Details', and 'Campsite Woods'.



A listing of all camp facilities will be displayed. You can scroll down to the bottom of the page and click a specific page number to go to that page or click on 'Next' to go to each page in Succession. For our example, click on '4' to go to that page to see tenting sites F through P. Or you can use the search field to search on 'Tenting H' if that is the site you want.



How to book a tenting site at Camp Woods

Click on 'view availability' to check calendar for date/s you wish to use that facility.

Facility	Facility Type	Location	View Availability
CWoods - Tenting F Quick View View on map ▶	Campsite Woods	Camp Woods	view availability
CWoods - Tenting G Quick View View on map ▶	Campsite Woods	Camp Woods	view availability
CWoods - Tenting H Quick View View on map ▶	Campsite Woods	Camp Woods	view availability
CWoods - Tenting J Quick View	Campsite Woods	Camp Woods	view availability
CWoods - Tenting K Quick View	Campsite Woods	Camp Woods	view availability
CWoods - Tenting L Quick View	Campsite Woods	Camp Woods	view availability
CWoods - Tenting M Quick View	Campsite Woods	Camp Woods	view availability

Click on the '>' symbol to advance the calendar to the month you're looking for.

Facility Availabilities

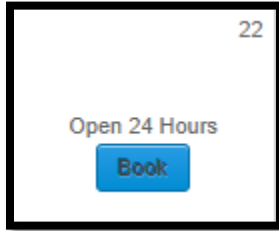
Facility: CWoods - Tenting H

Center: Camp Woods

[Today](#) April 2018 >

How to book a tenting site at Camp Woods

Find the date you want to arrive at camp and click 'Book' if the calendar shows that the facility is available.



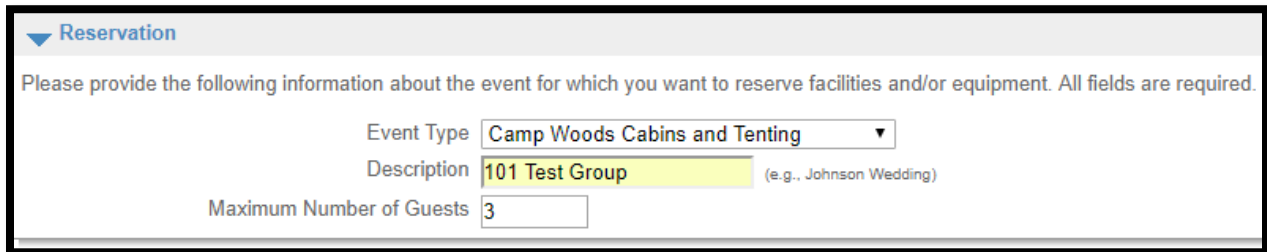
Complete the following fields:

'Event Type' select 'Camp Wood Cabins and Tenting',

'Description' should be your group name/number,

and 'Maximum number of Guests' corresponds to the number of tents for the tenting site you selected (e.g. Tenting Site H is set up for 3, 6-man tents OR for the number of people staying in a lodge).

Note: the 'Maximum Number of Guests' should not exceed what the facility/tenting site is set up for. To make it easier you can indicate '1'. Your group should never exceed the number of people for a facility/tenting site. Contact Leslie at prairies@scouts.ca if you have any questions about creating an online booking.

A screenshot of a web form titled 'Reservation' with a blue downward arrow icon. Below the title is a grey bar with the text 'Please provide the following information about the event for which you want to reserve facilities and/or equipment. All fields are required.' The form contains three fields: 'Event Type' is a dropdown menu with 'Camp Woods Cabins and Tenting' selected; 'Description' is a text input field containing '101 Test Group' with a yellow highlight and a small example '(e.g., Johnson Wedding)' to its right; 'Maximum Number of Guests' is a text input field containing the number '3'.

Click 'Continue'.

How to book a tenting site at Camp Woods

Fill in the following fields as indicated below. For 'Choose the facility for your event' select from the drop down list the facility/tenting site you want to reserve. Click 'Continue'.

Reservation: Facility / Equipment Search

Please use the fields below to find facilities/equipment for your event.

▼ Choose the location or area for your event

[Use SHIFT or CTRL to select multiple locations or areas]

Locations	-OR-	Areas
Camp Alloway ▲		Any Area ▲
Camp Amisk		
Camp Impeesa		
Camp Woods		
George Lake ▼		

▼ Choose the type of facility for your event

[Use SHIFT or CTRL to select multiple types]

Any Facility Type ▲
Campsite Woods

▼ Choose the facility for your event

[Use SHIFT or CTRL to select multiple facilities]

CWoods - Tenting F ▲
CWoods - Tenting G
CWoods - Tenting H
CWoods - Tenting J
CWoods - Tenting K ▼

▼ Specify facility amenities or special features your event requires

[Use SHIFT or CTRL to select multiple requirements]

Facility must meet **One** ▼ of the requirements

Unspecified ▲

How to book a tenting site at Camp Woods

Click on the box below 'Select' and click 'Continue'.

Reservation: Select Facility / Equipment

The following facilities/equipment match the criteria you specified in the previous step. Use the check-boxes in the Select column to choose which item(s) to try to reserve.

Select	Attend	Qty	Name	Type	Reservation Unit	Location
<input checked="" type="checkbox"/>	3	0	CWoods - Tenting H	Facility	Overnight	Camp Woods 2124 TRW 292 (s/w ¼-14-39-2 W5) Sylvan Lake, AB T2N 3G9 --

Use the drop down lists to select your Check-in and Check-out dates. Click 'Continue' when done.

Reservation Event Dates

CWoods - Tenting H must be reserved at least 7 day(s) in advance.

▼ Specify the Check-in and Check-out Dates

Check-in Date: 2018 ▾ Apr ▾ 11 ▾

Check-in Time: 4:00 am pm

Check-out Date: 2018 ▾ Apr ▾ 12 ▾

Check-out Time: 3:59 am pm

Review fees and reserved facility. Click 'Continue'.

Reservation Facilities/Equipment Availability

Please select one or more available items to reserve from the following list.

Request	Name	Type	Location	Deposit	Estimate	Processing Fee	Comment
<input checked="" type="checkbox"/>	CWoods - Tenting H	Facility	Camp Woods 2124 TRW 292 (s/w ¼-14-39-2 W5) Sylvan Lake, AB T2N 3G9 --	--	Charge : \$45.00 GST NLC : \$2.25	1.37	Review selected time.
Select All Deselect All							

How to book a tenting site at Camp Woods

Answer questions.

Reservation Checklist / Questions

Please answer the following questions (* - required).

Questions (* - required field)

Camp Woods has many activity areas that are included in your fees would your group be interested in these activities?*

Will you be using the waterfront?*

To book your high adventure (including paddle boards and canoes) please complete and pay for your accommodations booking and then go back to the facility bookings area.*

Review your reservation information and click 'Continue'.

Select your form of payment (credit card or electronic check). Click 'Continue'.

Form of Payment

Credit Card Credit Card Type

Card Number


ACT* or Active Network will show up on your credit card for this payment.

Card Expiration Month Year

Security Code [What is my Security Code?](#)

Save this Credit Card for My Future Transactions

Electronic Check Account Type

 E-Check is EASY!
Click for Instructions Account Number

Routing Number

I am 13 years of age or older
(Federal law prohibits anyone under the age of 13 from submitting payment.)

A receipt will be made available for you to print. Go back through the process to book another facility or a new set of camp dates.

Registration questions? Contact Leslie at prairies@scouts.ca or 403-283-4993 x1.